

SPECIAL ARMOURED BOAT

QuickFORCE 12 (QF12)



**Quick Floating
CHECKPOINT (QFC14)**



QuickFORCE 10 (QF10)



LUNAS 
LANGKAWI SHIPYARD

QuickFORCE 10 (QF10)

AMOURED SPECIAL PATROL BOAT



PARTICULARS

Displacement	4.5 tons*
Length Hull	9.80 m
Length Overall	10.70 m
Length Waterline	8.5 m
Beam	2.33 m
Design draft	0.85 m*
Hull construction	HDPE / Steel
Cabin construction	Ballistic Steel
Protection	FB/BR6 EN1063*

DEADWEIGHT

Crew	2
Passengers (up to**)	4 (8**)
Fuel (Petrol)	600 L
Drinking Water	10 L
Fresh Water	50 L
Max Deadweight	1.0 ton

PERFORMANCE & RANGE

Speed Max (Normal)*	45 knots
Speed Max (Load)	40 knots
Service Speed	22 knots
Range	200 nm @ Service Speed
Endurance	8 hours*
Design Category	B



PROPULSION

Engine	2x Mercury VERADO 350
Power	700 HP (522KW)

MISCELLANEOUS & SAFETY

Anchor Equipment, Fendering
Cabin vent & Air conditioning*
Navigation & Searchlights
Radar / Compass / GPS / VHF Radio
Lifejackets** / Safety Ring
Shore battery charging
Fire Extinguisher P/CO2 x 2
Turret bearing ring / gun ports*

QuickFORCE 10 (QF10)

AMOURED SPECIAL PATROL BOAT



BOAT FITTED INSIDE 40" CONTAINER



TRANSPORTABILITY

- By towing trailer or on flat truck platform
- Inside 40-feet (high cube) container

BOAT ASSIGNMENT

designed to be leveraged for multi-purpose missions with customizable specs to meet any client's requirements, as a:

- Specialty Police /Law Enforcement Boat
- Anti Piracy Interceptor Vessel
- Emergency Response Vessel
- Military Assault Boat
- Fast Attack Vessel
- Board Patrol Boat / Coast Guard
- City Inshore Police

QuickFORCE 12 (QF12)

SPECIAL ARMoured PATROL BOAT



PARTICULARS

Length Overall	12.97 m
Length Overall (on trailer)	15.00 m
Length Waterline	10.15 m
Beam	3.0 m
Design draught	0.85 m
Hull	HDPE
Cabin	Ballistic Steel
Protection	BR6 EN1063
Displacement	11.3 tons*

DEADWEIGHT

Crew	2
Passengers	10
Fuel (Petrol)	2000 L
Fresh Water	50 L
Max Deadweight	3.5 tons

PERFORMANCE & RANGE

Speed Max (Normal)	50 knots
Speed Max (Load)	43 knots
Service Speed	34 knots
Range	300 nm @
	Service Speed
Endurance	10 hours



PROPULSION


Engines	3 x Mercury Verado 400
Power	882 kW

MISCELLANEOUS & SAFETY

Anchor Equipment
Fendering
Cabin vent & air conditioning*
Navigation & searchlights
Radar / Compass / GPS / VHF Radio
Engine / fuel tanks protection (frames with bulletproof panels*)
Lifejackets* / Safety Rings
Fire Extinguisher x 4

QuickFORCE 12 (QF12)

SPECIAL ARMoured PATROL BOAT



BOAT ASSIGNMENT


designed to be leveraged for multi-purpose missions with customizable specs to meet any client's requirements, as a:

- Specialty Law Enforcement Boat
- Combat Boat to Transport and Deploy Infantry
- Emergency Response Vessel
- Military Assault Boat
- Anti-Piracy Mission Boat
- Fast Attack Vessel



Quick Floating CHECKPOINT (QFC14)

ARMoured FLOATING CHECKPOINT



PARTICULARS

Displacement	13.5 tons*
Length Hull	14.0 m
Length Overall	14.2 m
Length Waterline	13.0 m
Beam	5.00 m
Design draft	0.35 m*
Hull construction	HDPE / Steel
Cabin construction	Ballistic Steel
Protection	FB/BR6 EN1063*



DEADWEIGHT

Crew	2
Bed space (up to**)	8 (12**)
Fuel (Petrol)	1000 L
Drinking Water	50 L
Fresh Water	200 L
Max Deadweight	2.0 ton

PROPULSION

Engine	2x Mercury 150
Power	300 HP (224KW)

PERFORMANCE & RANGE


Speed Max (Normal)*	15 knots
Speed Max (Load)	12 knots
Service Speed	10 knots
Range	200 nm @ Service Speed
Endurance	8 hours*
Design Category	B

MISCELLANEOUS & SAFETY

Anchor Equipment, Fendering
Cabin vent & Air conditioning*
Navigation & Searchlights
Radar / Compass / GPS / VHF Radio
Lifejackets** / Safety Rings*
Life Raft x 2* / Toilet / Shower / Canteen
Bed space x 8 / Generator 6-10 kw*
Tool & Rescue equipment / First AID Set
Shore battery charging
Fire Extinguisher P/CO2 x 4*
Turret bearing ring / gun ports*

Quick Floating CHECKPOINT (QFC14)

ARMoured FLOATing CHECKPOINT



EXAMPLE OF BOAT MOORING:

- Service boat docking
- Special or patrol boat docking
- Boat water / fuel refilling
- Documents control
- Boat charging



TRANSPORTABILITY

- By flat truck platform
- Railway platform

BOAT ASSIGNMENT

designed to be leveraged for multi-purpose missions with customizable specs to meet any client's requirements, as a:

- Specialty Police /Law Enforcement Checkpoint
- Emergency Refill Vessel
- Military Boat Assembly Point
- Fast Attack Vessel
- Board Patrol Checkpoint / Coast Guard Checkpoint
- City Inshore Trade Vessel Control

By :



**Lunas Langkawi Shipyard
Bukit Malut, Mukim Kedawang, 07000,
Langkawi, Kedah, Malaysia
WWW.MYLUNAS.COM.MY
Email: info.lls@mylunas.com.my**